


# Installation Sheet

## CONTAINER DRI<sup>®</sup> II ADHESIVE STRIPS




### 1. INSPECT AND PREPARE CONTAINER

- Check for damage
- Seal container ventilation openings with tape, as needed

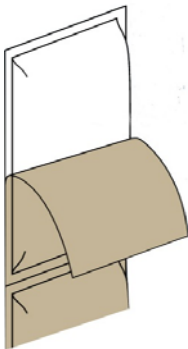


### 2. IF REQUIRED, DRESS CONTAINER



### 3. UNPACK CONTAINER DRI<sup>®</sup> II ADHESIVE STRIP AND ADHERE TO CONTAINER SIDE WALLS

- Peel away the adhesive strip backing and adhere the sticky side to the uppermost top of container wall, next to ceiling.
- Follow the container's corrugated recessed grooves, so all adhesive attaches to the container wall, leaving no gaps.



*Peel adhesive strip backing*



*Adhere sticky side to uppermost top of container wall, following the shape of the wall and ensuring all adhesive is sticking to container, leaving no gaps.*

#### 4. USAGE RECOMMENDATIONS AND SPECIFICATIONS

Weight: 750g  
 Dimensions: 5.25" x 63"  
 Usage Rec.: 20ft container: 5–6  
 40ft container: 10–12



#### 5. LOAD CONTAINER



CLARIANT INTERNATIONAL LTD  
 CARGO & DEVICE PROTECTION  
 BU FUNCTIONAL MINERALS

e-mail: [desiccants@clariant.com](mailto:desiccants@clariant.com)  
[WWW.CLARIANT.COM/DESICCANTS](http://WWW.CLARIANT.COM/DESICCANTS)

This information corresponds to the present state of our knowledge and is intended as a general description of our products and their possible applications. Clariant makes no warranties, express or implied, as to the information's accuracy, adequacy, sufficiency or freedom from defect and assumes no liability in connection with any use of this information. Any user of this product is responsible for determining the suitability of Clariant's products for its particular application.\* Nothing included in this information waives any of Clariant's General Terms and Conditions of Sale, which control unless it agrees otherwise in writing. Any existing intellectual/industrial property rights must be observed. Due to possible changes in our products and applicable national and international regulations and laws, the status of our products could change. Material Safety Data Sheets providing safety precautions, that should be observed when handling or storing Clariant products, are available upon request and are provided in compliance with applicable law. You should obtain and review the applicable Material Safety Data Sheet information before handling any of these products. For additional information, please contact Clariant.\*

For sales to customers located within the United States and Canada the following applies in addition: NO EXPRESS OR IMPLIED WARRANTY IS MADE OF THE MERCHANTABILITY, SUITABILITY, FITNESS FOR A PARTICULAR PURPOSE OR OTHERWISE OF ANY PRODUCT OR SERVICE.

COPYRIGHT ©  
 CLARIANT INTERNATIONAL LTD 2017

ISSUE  
 October 2017



Clariant International Ltd